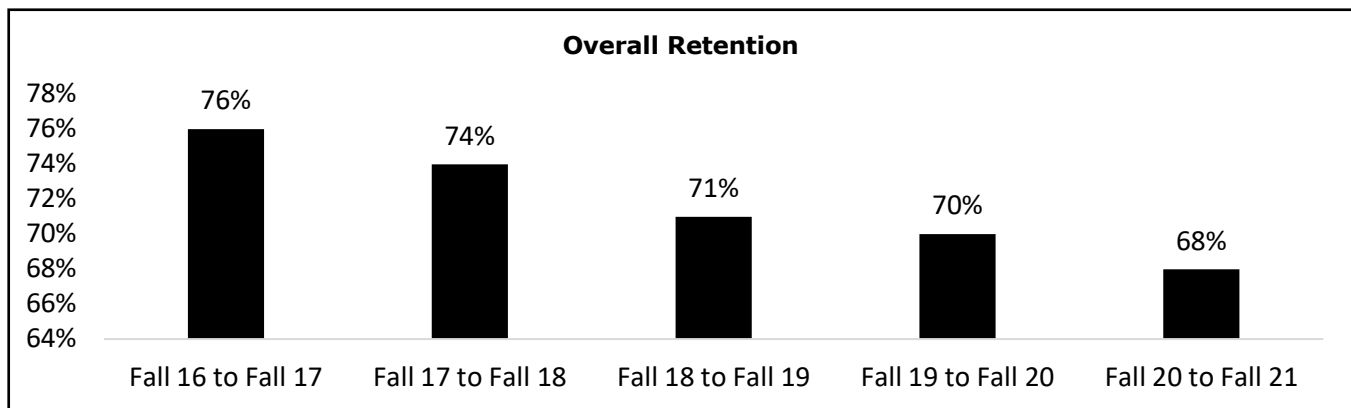


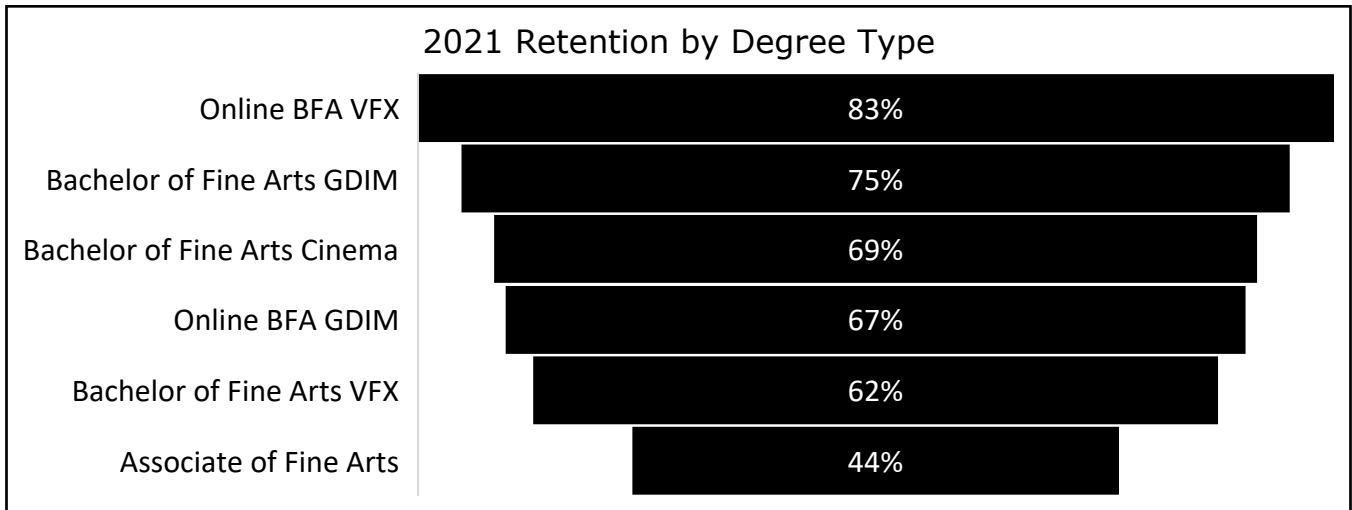
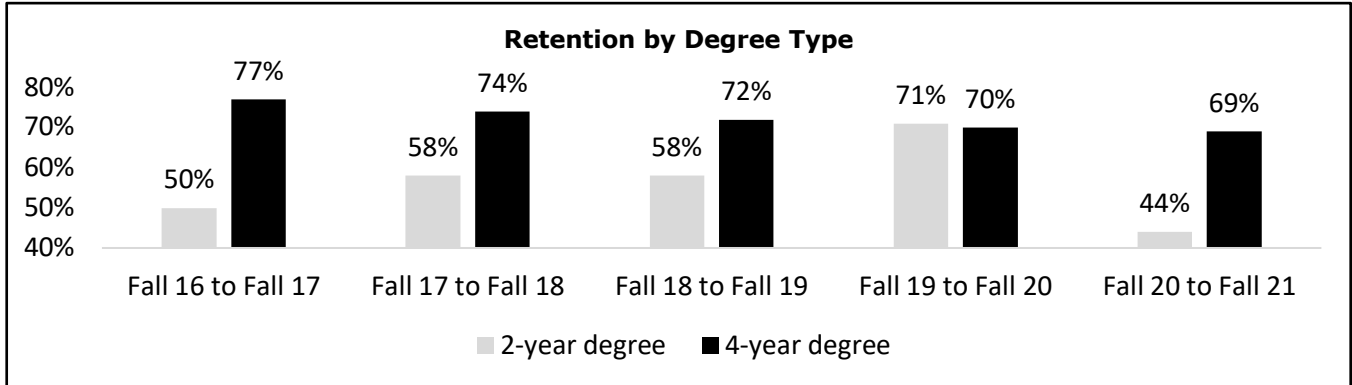
STUDENT RETENTION & GRADUATION REPORT



Retention Year-to-Year					
	Fall 2016 to Fall 2017	Fall 2017 to Fall 2018	Fall 2018 to Fall 2019	Fall 2019 to Fall 2020	Fall 2020 to Fall 2021
Overall Retention	76% (233/306)	74% (286/388)	71% (317/444)	70% (307/436)	68% (271/399)

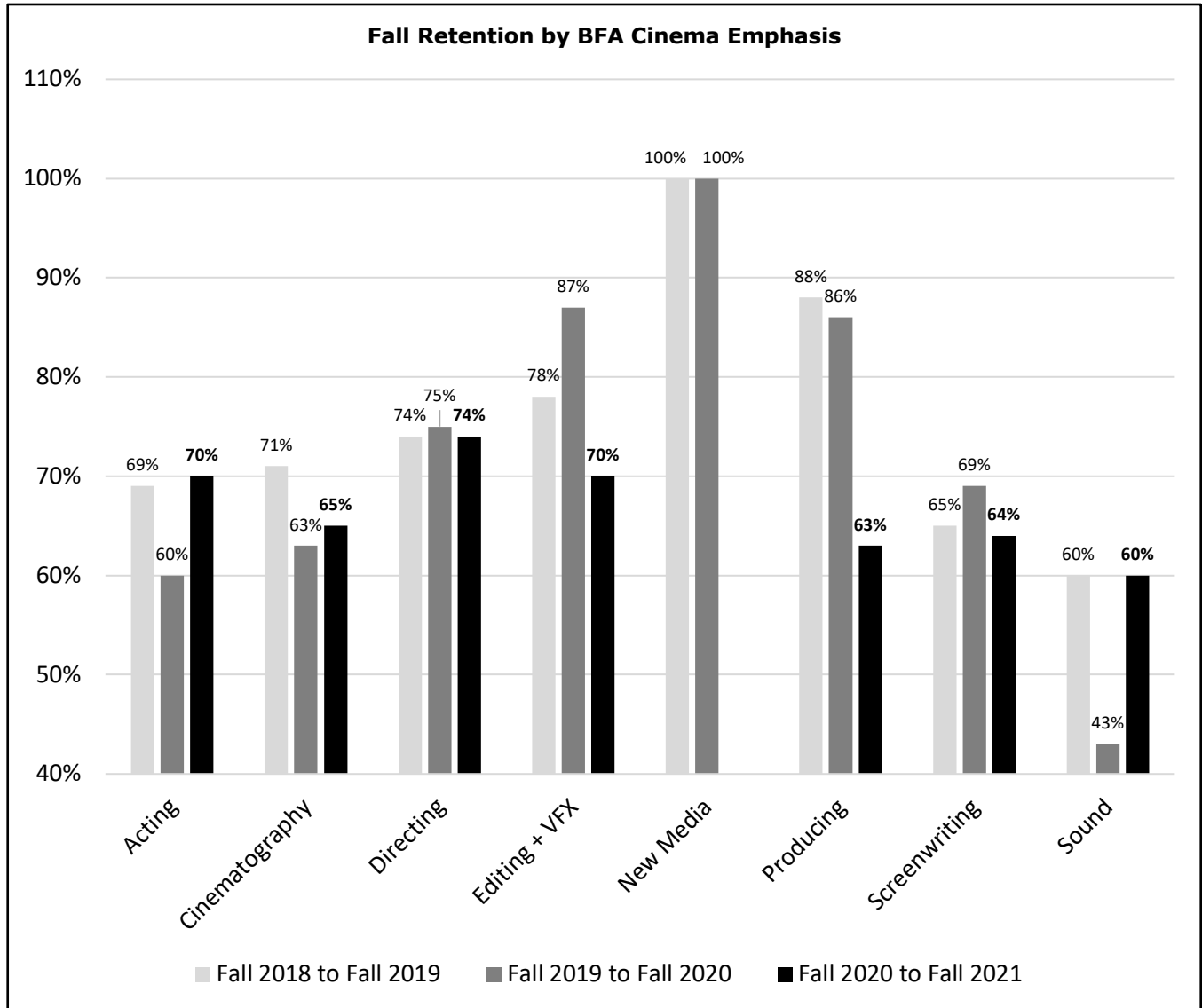


Fall Retention by Degree Type					
	Fall 2016 to Fall 2017	Fall 2017 to Fall 2018	Fall 2018 to Fall 2019	Fall 2019 to Fall 2020	Fall 2020 to Fall 2021
2-year degree	50% (4/8)	58% (7/12)	58% (7/12)	71% (12/17)	44% (8/18)
4-year degree	77% (229/298)	74% (279/376)	72% (310/432)	70% (295/419)	69% (263/381)
Overall Retention	76% (233/306)	74% (286/388)	71% (317/444)	70% (307/436)	68% (271/399)



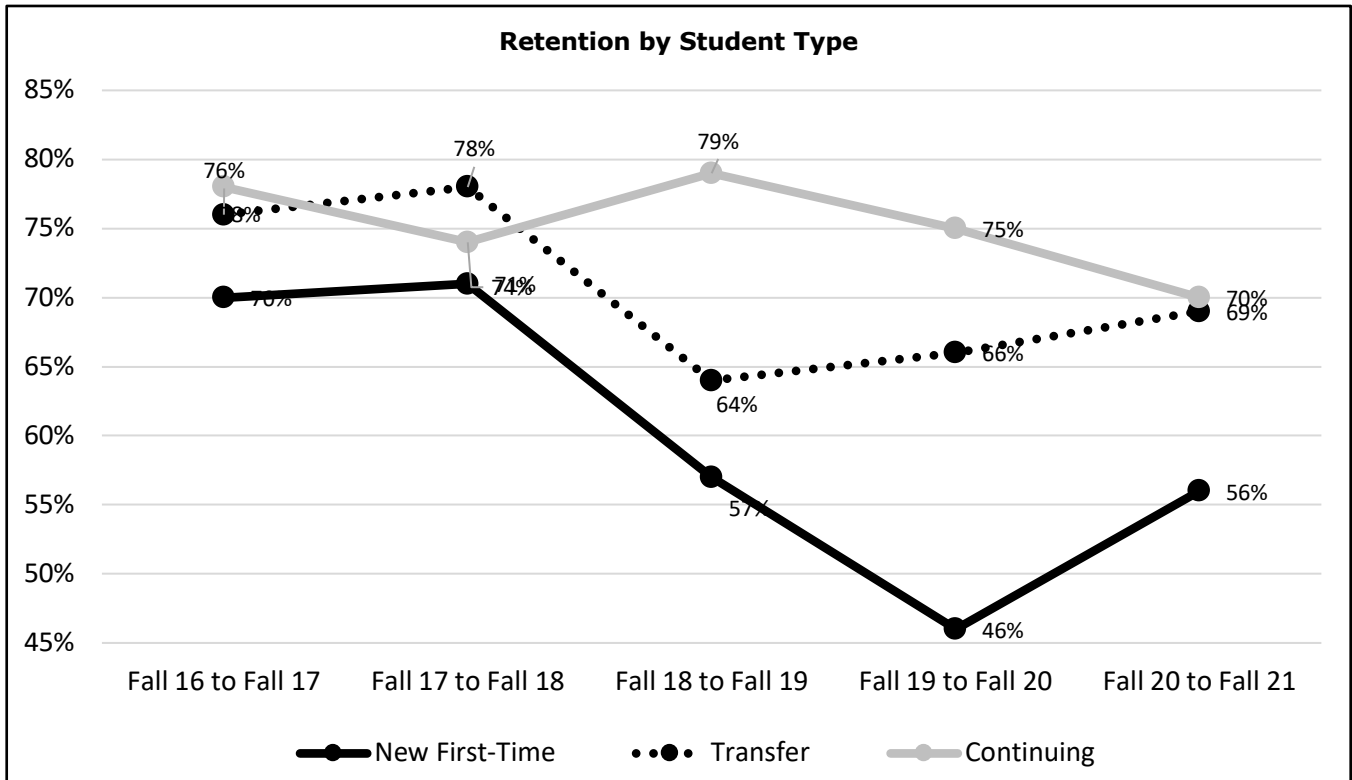


Fall Retention by Degree Program & Emphasis					
	Fall 2016 to Fall 2017	Fall 2017 to Fall 2018	Fall 2018 to Fall 2019	Fall 2019 to Fall 2020	Fall 2020 to Fall 2021
Associate of Fine Arts	50% (4/8)	58% (7/12)	58% (7/12)	71% (12/17)	44% (8/18)
Bachelor of Fine Arts in Cinema	77% (229/298)	74% (279/376)	72% (295/409)	71% (251/354)	69% (229/331)
Acting	71% (20/28)	70% (45/64)	69% (67/97)	60% (50/83)	70% (57/82)
Cinematography	94% (34/36)	81% (39/48)	71% (34/48)	63% (24/38)	65% (34/52)
Directing	74% (59/80)	75% (79/106)	74% (87/118)	75% (85/113)	74% (79/107)
Editing	88% (35/40)	82% (40/49)	78% (31/40)	87% (34/39)	70% (19/27)
New Media	50% (3/6)	67% (2/3)	100% (1/1)	100% (1/1)	N/A
Producing	84% (16/19)	81% (21/26)	88% (22/25)	86% (18/21)	63% (12/19)
Screenwriting	89% (47/53)	68% (42/62)	65% (41/63)	69% (36/52)	64% (25/39)
Sound	57% (4/7)	71% (5/7)	60% (6/10)	43% (3/7)	60% (3/5)
Undeclared	38% (11/29)	55% (6/11)	86% (6/7)	N/A	N/A
Bachelor of Fine Arts GDIM			100% (1/1)	45% (5/11)	75% (9/12)
Graphic Design			100% (1/1)	43% (3/7)	71% (5/7)
Interactive Media			N/A	50% (2/4)	80% (4/5)
Bachelor of Fine Arts VFX			83% (5/6)	74% (28/38)	62% (18/29)
Animation			80% (4/5)	78% (14/18)	65% (13/20)
Compositing			100% (1/1)	67% (6/9)	43% (3/7)
Digital Modeling			N/A	73% (8/11)	100% (2/2)
Online Bachelor of Arts GDIM			57% (4/7)	86% (6/7)	67% (2/3)
Digital Marketing			N/A	100% (2/2)	N/A
Graphic Design			N/A	80% (4/5)	67% (2/3)
Online BFA in VFX			N/A	50% (3/6)	83% (5/6)
Animation				25% (1/4)	67% (2/3)
Compositing				100% (2/2)	100% (3/3)
Online Bachelor of Science DM			56% (5/9)	67% (2/3)	N/A
Overall Retention	76% (233/306)	74% (286/388)	71% (317/444)	70% (307/436)	68% (271/399)





Fall Retention by Student Type					
	Fall 2016 to Fall 2017	Fall 2017 to Fall 2018	Fall 2018 to Fall 2019	Fall 2019 to Fall 2020	Fall 2020 to Fall 2021
New First-Time	70% (43/61)	71% (67/95)	57% (63/111)	46% (24/52)	56% (36/64)
Transfer	76% (47/62)	78% (45/58)	64% (35/55)	66% (35/53)	69% (24/35)
Continuing	78% (143/183)	74% (174/235)	79% (219/278)	75% (248/331)	70% (211/300)
Overall Retention	76% (233/306)	74% (286/388)	71% (317/444)	70% (307/436)	68% (271/399)





Fall Retention by Degree, Emphasis, and Student Type					
	Fall 2016 to Fall 2017	Fall 2017 to Fall 2018	Fall 2018 to Fall 2019	Fall 2019 to Fall 2020	Fall 2020 to Fall 2021
Associate of Fine Arts in Cinema					
New First-time	100% (1/1)	100% (3/3)	40% (2/5)	75% (3/4)	25% (2/4)
Transfer	0% (0/2)	33% (2/6)	100% (2/2)	50% (2/4)	50% (1/2)
Continuing	60% (3/5)	67% (2/3)	60% (3/5)	78% (7/9)	50% (6/12)
Bachelor of Fine Arts in Cinema					
Acting					
New First-time	80% (8/10)	63% (15/24)	57% (17/30)	44% (7/16)	64% (9/14)
Transfer	0% (0/1)	100% (8/8)	67% (6/9)	33% (3/9)	70% (7/10)
Continuing	71% (12/17)	69% (22/32)	76% (44/58)	69% (40/58)	71% (41/58)
Cinematography					
New First-time	100% (6/6)	78% (7/9)	44% (4/9)	17% (1/6)	54% (7/13)
Transfer	100% (7/7)	75% (6/8)	67% (4/6)	50% (3/6)	100% (4/4)
Continuing	91% (21/23)	84% (26/31)	79% (26/33)	77% (20/26)	66% (23/35)
Directing					
New First-time	82% (9/11)	71% (15/21)	70% (21/30)	55% (6/11)	79% (11/14)
Transfer	93% (14/15)	84% (16/19)	55% (6/11)	75% (9/12)	57% (4/7)
Continuing	67% (36/54)	73% (48/66)	78% (60/77)	78% (70/90)	74% (64/86)
Editing					
New First-time	88% (7/8)	81% (13/16)	40% (2/5)	60% (3/5)	67% (2/3)
Transfer	100% (8/8)	100% (3/3)	67% (2/3)	100% (5/5)	80% (4/5)
Continuing	83% (20/24)	80% (24/30)	84% (27/32)	90% (26/29)	68% (13/19)
New Media					
New First-time	0% (0/1)	0% (0/1)	N/A	N/A	N/A
Transfer	N/A	N/A	N/A	N/A	N/A
Continuing	60% (3/5)	100% (2/2)	100% (1/1)	100% (1/1)	N/A
Producing					
New First-time	100% (1/1)	67% (2/3)	80% (4/5)	N/A	0% (0/1)
Transfer	80% (4/5)	83% (5/6)	100% (4/4)	100% (3/3)	N/A
Continuing	85% (11/13)	82% (14/17)	88% (14/16)	83% (15/18)	67% (12/18)
Screenwriting					
New First-time	67% (2/3)	69% (11/16)	36% (4/11)	67% (2/3)	29% (2/7)
Transfer	83% (10/12)	50% (3/6)	56% (5/9)	67% (4/6)	50% (2/4)
Continuing	92% (35/38)	70% (28/40)	74% (32/43)	70% (30/43)	75% (21/28)
Sound					
New First-time	25% (1/4)	50% (1/2)	25% (1/4)	0% (0/1)	N/A

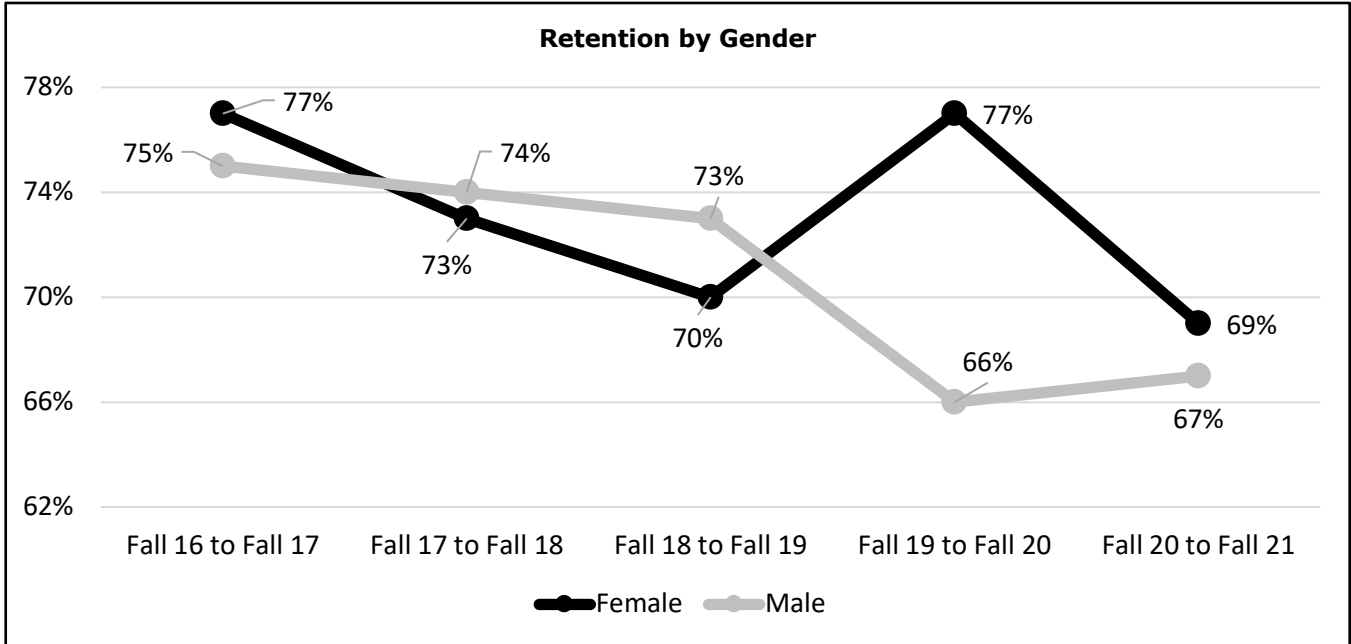


Fall Retention by Degree, Emphasis, and Student Type					
	Fall 2016 to Fall 2017	Fall 2017 to Fall 2018	Fall 2018 to Fall 2019	Fall 2019 to Fall 2020	Fall 2020 to Fall 2021
Transfer	100% (2/2)	100% (2/2)	0% (0/1)	N/A	0% (0/1)
Continuing	100% (1/1)	67% (2/3)	100% (5/5)	50% (3/6)	75% (3/4)
Undeclared					
New First-time	50% (8/16)	N/A	N/A	N/A	N/A
Transfer	20% (2/10)	N/A	N/A	N/A	N/A
Continuing	33% (1/3)	55% (6/11)	86% (6/7)	N/A	N/A
Bachelor of Fine Arts in Graphic Design + Interactive Media					
Graphic Design					
New First-time			N/A	N/A	0% (0/1)
Transfer			N/A	0% (0/1)	100% (1/1)
Continuing			100% (1/1)	50% (3/6)	80% (4/5)
Interactive Media					
New First-time				100% (1/1)	50% (1/2)
Transfer				0% (0/1)	N/A
Continuing				50% (1/2)	100% (3/3)
Bachelor of Fine Arts in Visual Effects					
Animation					
New First-time			100% (2/2)	0% (0/2)	100% (1/1)
Transfer			67% (2/3)	100% (3/3)	100% (1/1)
Continuing			N/A	85% (11/13)	61% (11/18)
Compositing					
New First-time			N/A	N/A	33% (1/3)
Transfer			100% (1/1)	100% (1/1)	N/A
Continuing			N/A	63% (5/8)	50% (2/4)
Digital Modeling					
New First-time				100% (1/1)	N/A
Transfer				100% (1/1)	N/A
Continuing				67% (6/9)	100% (2/2)
Online Bachelor of Arts in Graphic Design + Interactive Media					
Digital Marketing					
New First-time			N/A	N/A	N/A
Transfer			N/A	N/A	N/A
Continuing			N/A	100% (2/2)	N/A
Graphic Design					
New First-time			N/A	0% (0/1)	N/A



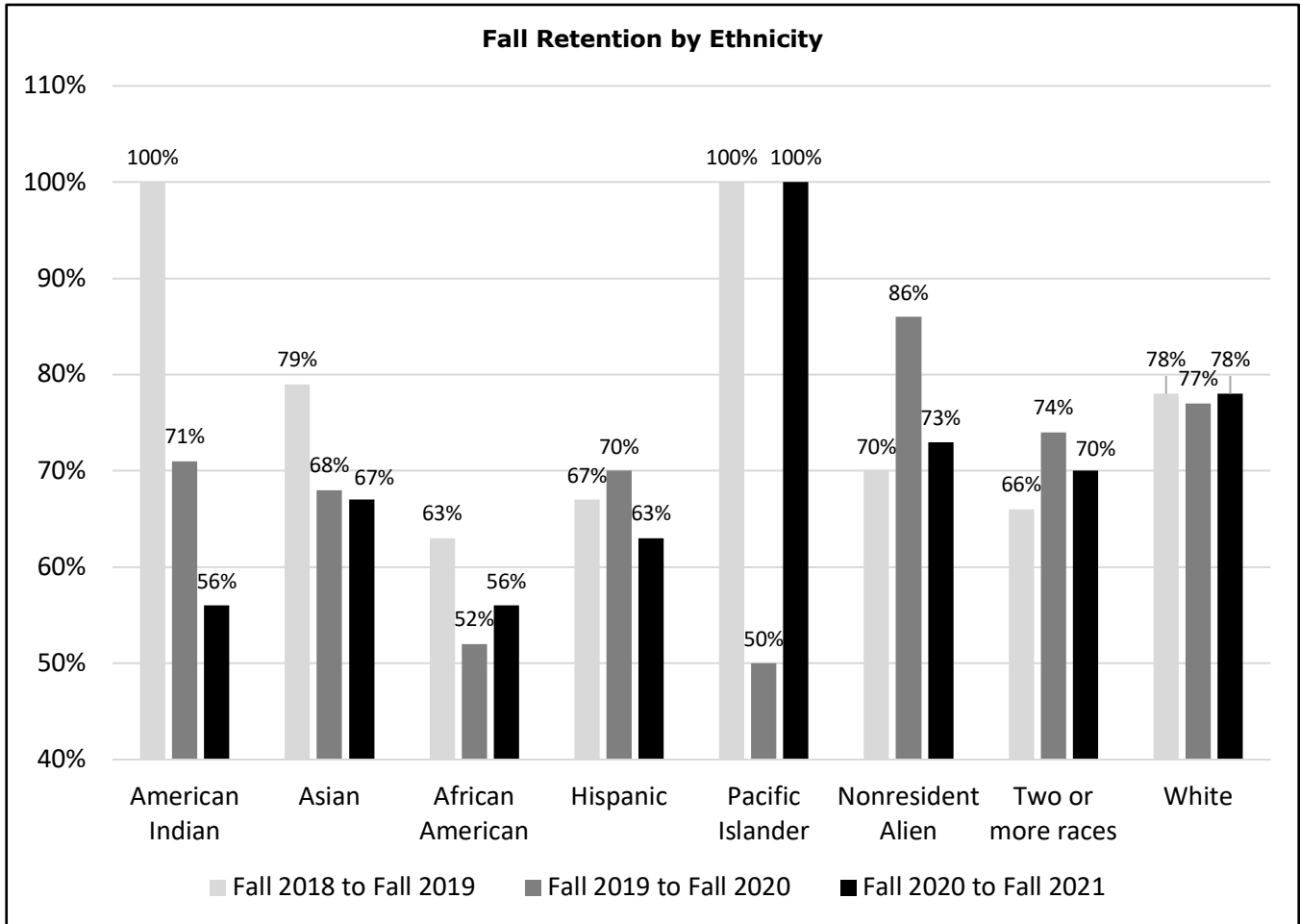
Fall Retention by Degree, Emphasis, and Student Type					
	Fall 2016 to Fall 2017	Fall 2017 to Fall 2018	Fall 2018 to Fall 2019	Fall 2019 to Fall 2020	Fall 2020 to Fall 2021
Transfer			N/A	100% (1/1)	N/A
Continuing			N/A	100% (3/3)	N/A
Online Bachelor of Fine Arts in Visual Effects					
Animation					
New First-time				0% (0/1)	N/A
Transfer				N/A	N/A
Continuing				33% (1/3)	67% (2/3)
Compositing					
New First-time				N/A	100% (1/1)
Transfer				N/A	N/A
Continuing				100% (2/2)	100% (2/2)
Online Bachelor of Science in Digital Media					
New First-time			57% (4/7)	N/A	N/A
Transfer			50% (1/2)	N/A	N/A
Continuing			N/A	67% (2/3)	N/A
Overall Retention	76% (233/306)	74% (286/388)	71% (317/444)	70% (307/436)	68% (271/399)

Fall Retention by Gender					
	Fall 2016 to Fall 2017	Fall 2017 to Fall 2018	Fall 2018 to Fall 2019	Fall 2019 to Fall 2020	Fall 2020 to Fall 2021
Female	77% (102/132)	73% (131/179)	70% (144/207)	77% (141/183)	69% (122/176)
Male	75% (131/174)	74% (155/209)	73% (173/237)	66% (166/253)	67% (149/223)
Overall Retention by Gender	76% (233/306)	74% (286/388)	71% (317/444)	70% (307/436)	68% (271/399)



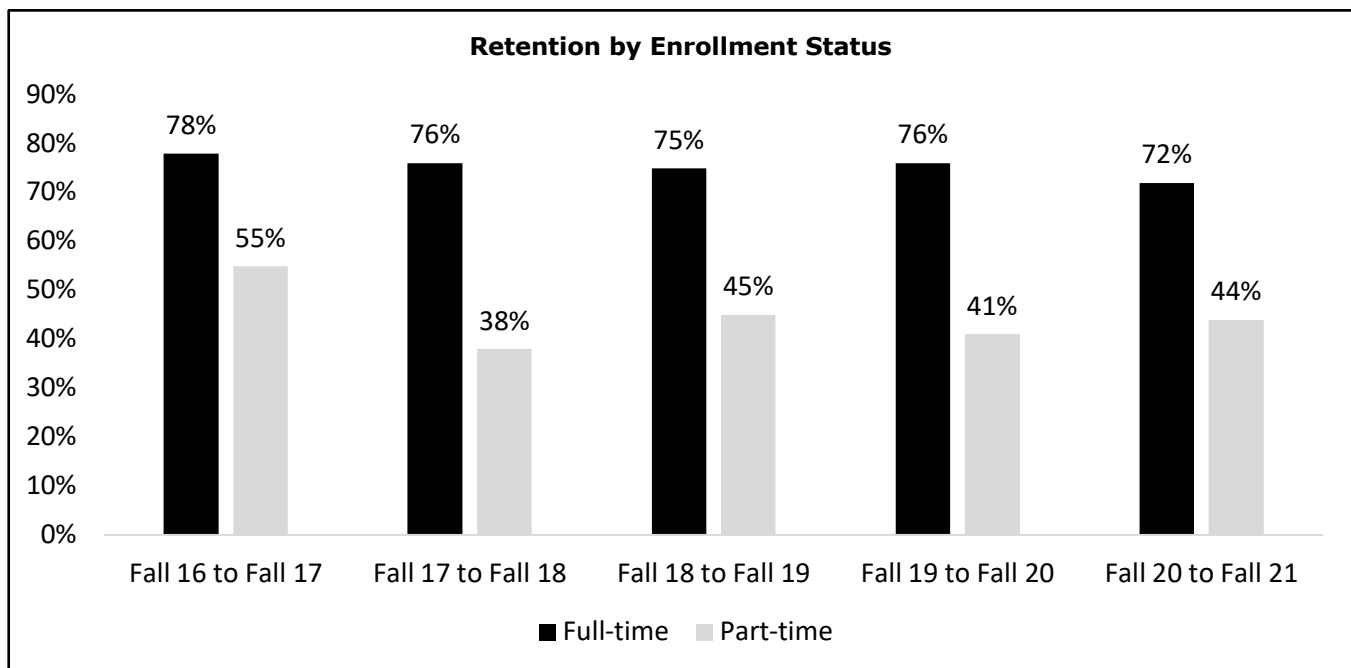
Fall Retention by Ethnicity

	Fall 2016 to Fall 2017	Fall 2017 to Fall 2018	Fall 2018 to Fall 2019	Fall 2019 to Fall 2020	Fall 2020 to Fall 2021
American Indian/Alaskan	67% (2/3)	67% (2/3)	100% (3/3)	71% (5/7)	56% (5/9)
Asian	80% (12/15)	67% (14/21)	79% (19/24)	68% (13/19)	67% (12/18)
Black or African American	68% (26/38)	80% (37/46)	63% (42/67)	52% (39/75)	56% (39/70)
Hispanic	70% (31/44)	64% (47/74)	67% (64/96)	70% (66/94)	63% (50/80)
Hawaiian/Pacific Islander	100% (1/1)	100% (1/1)	100% (2/2)	50% (1/2)	100% (4/4)
Nonresident Alien	86% (18/21)	80% (16/20)	70% (14/20)	86% (19/22)	73% (11/15)
Two or more races	82% (23/28)	62% (23/37)	66% (27/41)	74% (25/34)	70% (23/33)
Unknown	33% (1/3)	100% (3/3)	53% (8/15)	71% (12/17)	54% (13/24)
White	78% (119/153)	78% (143/183)	78% (138/176)	77% (127/166)	78% (114/146)
Overall Retention	76% (233/306)	74% (286/388)	71% (317/444)	70% (307/436)	68% (271/399)





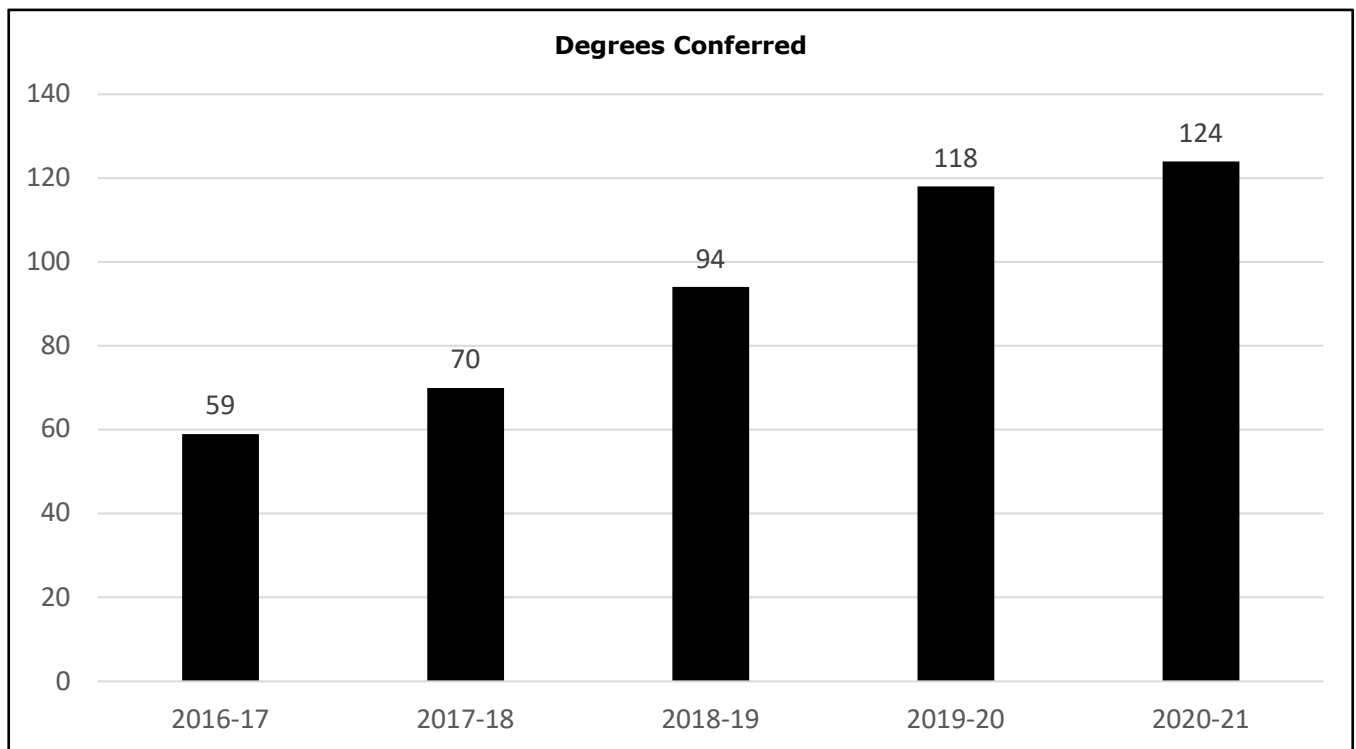
Fall Retention by Enrollment Status					
	Fall 2016 to Fall 2017	Fall 2017 to Fall 2018	Fall 2018 to Fall 2019	Fall 2019 to Fall 2020	Fall 2020 to Fall 2021
Full-time	78% (221/284)	76% (277/364)	75% (296/397)	76% (279/367)	72% (244/338)
Part-time	55% (12/22)	38% (9/24)	45% (21/47)	41% (28/69)	44% (27/61)
Overall Retention	76% (233/306)	74% (286/388)	71% (317/444)	70% (307/436)	68% (271/399)



STUDENT RETENTION & GRADUATION REPORT



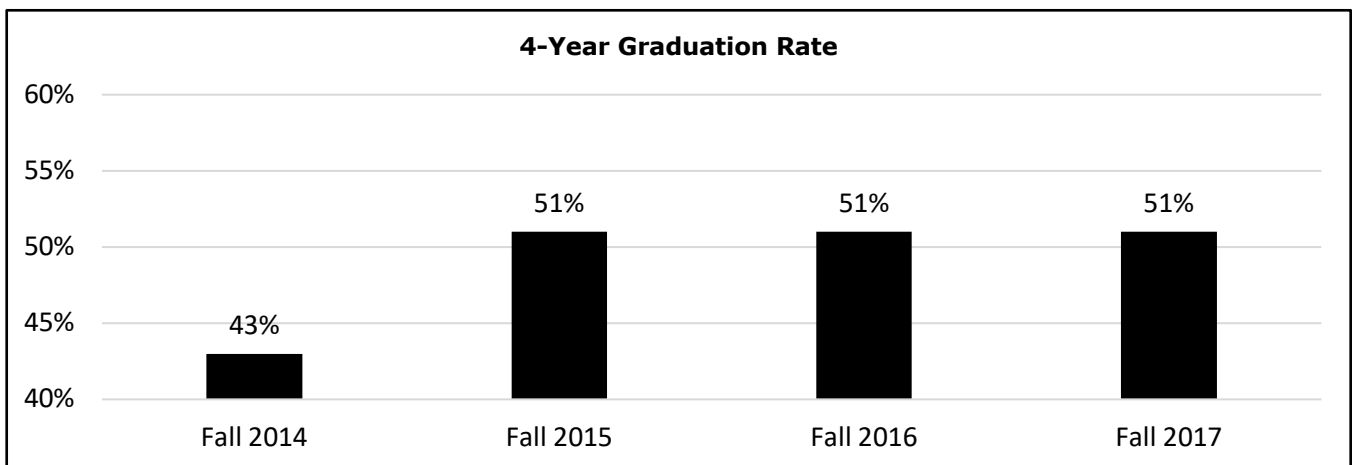
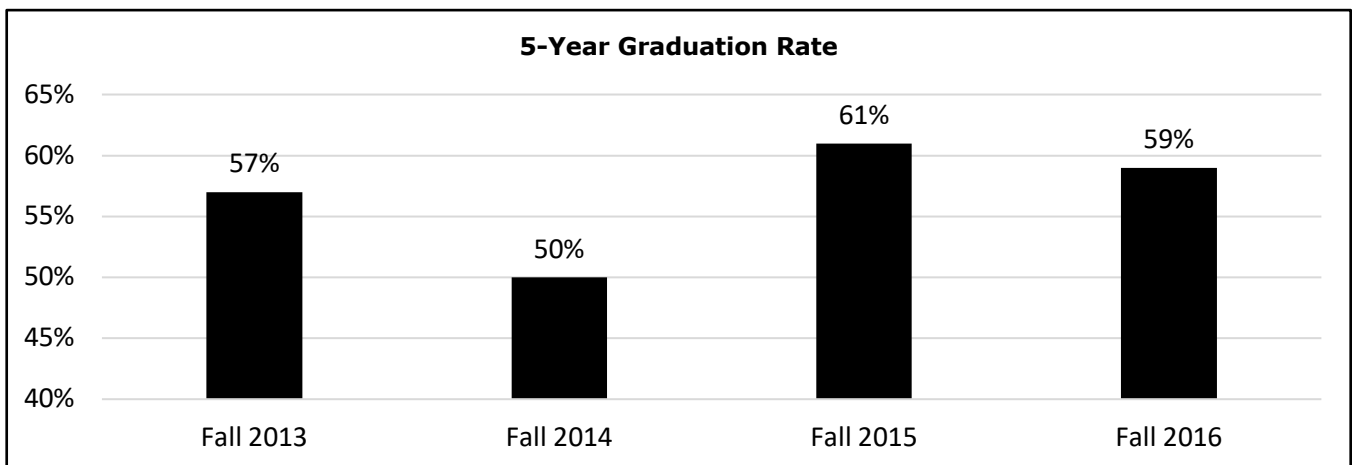
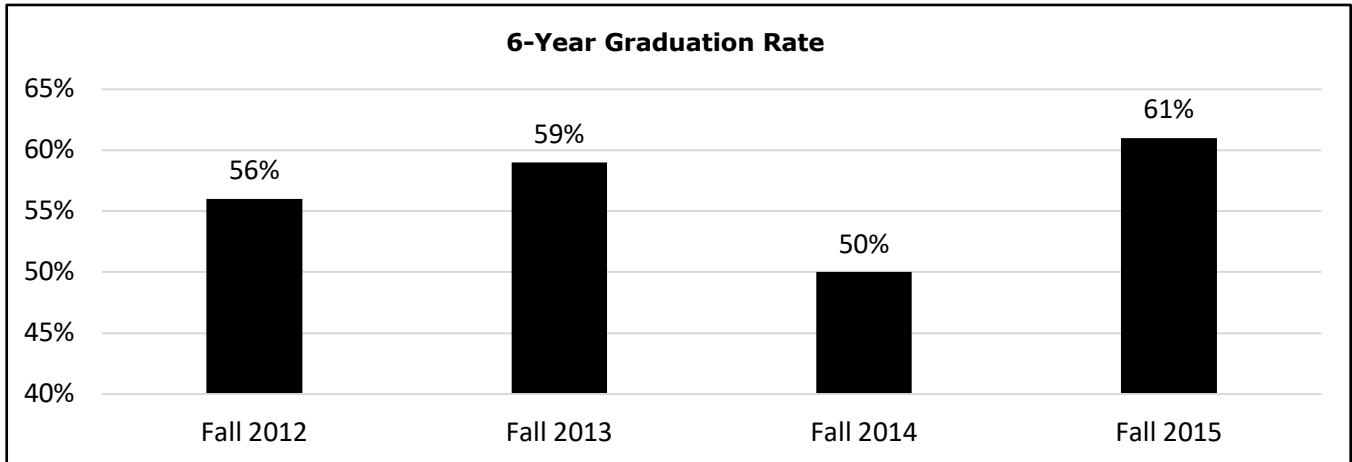
Degrees Conferred					
	2016-2017	2017-2018	2018-2019	2019-2020	2020-2021
Associate of Fine Arts (2 years)	4	5	9	17	6
Bachelor of Fine Arts in Cinema (4 years)	55	65	81	96	98
Bachelor of Fine Arts in VFX (4 years)	N/A	N/A	N/A	3	11
Bachelor of Fine Arts in GDIM (4 years)	N/A	N/A	N/A	N/A	2
Online Bachelor of Fine Arts in VFX (4 years)	N/A	N/A	N/A	N/A	2
Online Bachelor of Science in Digital Media (4 years)	N/A	N/A	4	0	2
Online Bachelor of Fine Arts in GDIM (4 years)	N/A	N/A	N/A	2	3
Total	59	70	94	118	124





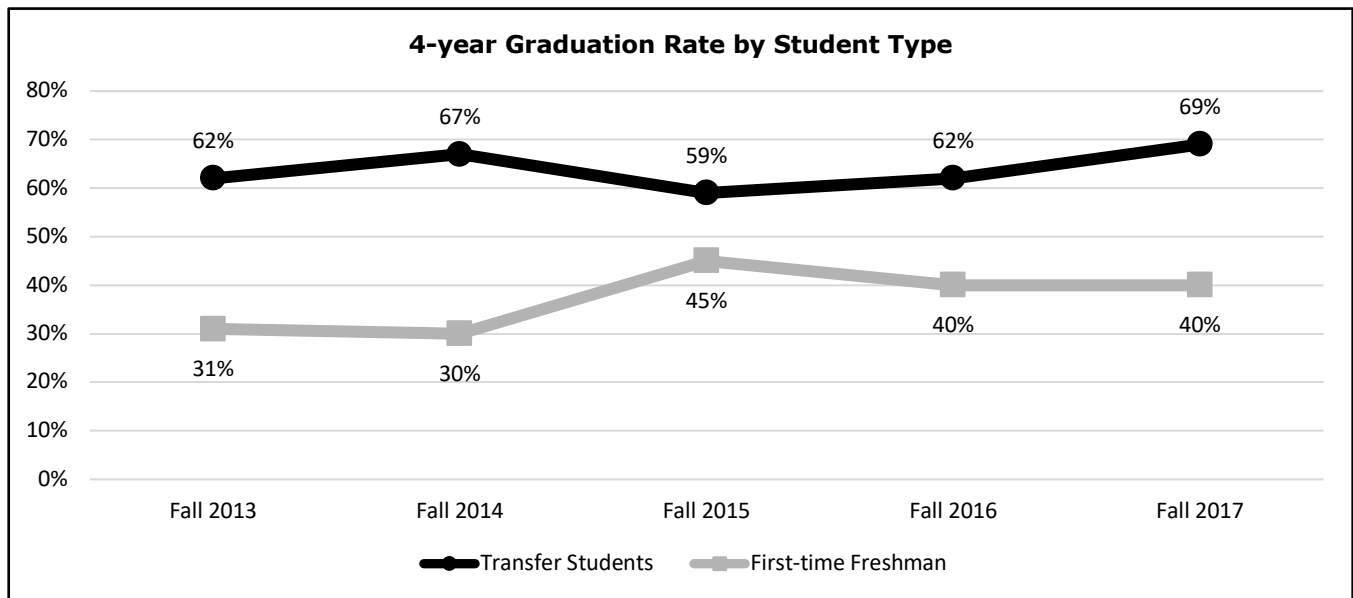
HISTORICAL GRADUATION RATES

4-Year, 5-Year, 6-Year





Bachelor of Fine Arts Graduation Rate, Full-Time, by Student Type			
	4 Year Graduation Rate	5 Year Graduation Rate	6 Year Graduation Rate
Fall 2015 Entering Cohort			
New First Time Freshman	45% (26/58)	60% (35/58)	60% (35/58)
Transfer Students	59% (26/44)	61% (27/44)	61% (27/44)
Overall	51% (52/102)	61% (62/102)	61% (62/102)
Fall 2016 Entering Cohort			
New First Time Freshman	40% (24/60)	55% (33/60)	N/A
Transfer Students	62% (37/60)	63% (38/60)	N/A
Overall	51% (61/120)	59% (71/120)	N/A
Fall 2017 Entering Cohort			
New First Time Freshman	40% (38/95)	N/A	N/A
Transfer Students	69% (41/59)	N/A	N/A
Overall	51% (79/154)	N/A	N/A



STUDENT RETENTION & GRADUATION REPORT



Bachelor of Fine Arts Graduation Rate, Full-Time, by Gender			
	4 Year Graduation Rate	5 Year Graduation Rate	6 Year Graduation Rate
<i>Fall 2015 Entering Cohort</i>			
Female	54% (28/52)	60% (35/58)	60% (35/58)
Male	48% (24/50)	61% (27/44)	61% (27/44)
Overall	51% (52/102)	61% (62/102)	61% (62/102)
<i>Fall 2016 Entering Cohort</i>			
New First Time Freshman	42% (22/52)	54% (28/52)	N/A
Transfer Students	57% (39/68)	63% (43/68)	N/A
Overall	51% (61/120)	59% (71/120)	N/A
<i>Fall 2017 Entering Cohort</i>			
Female	51% (43/85)	N/A	N/A
Male	52% (36/69)	N/A	N/A
Overall	51% (79/154)	N/A	N/A

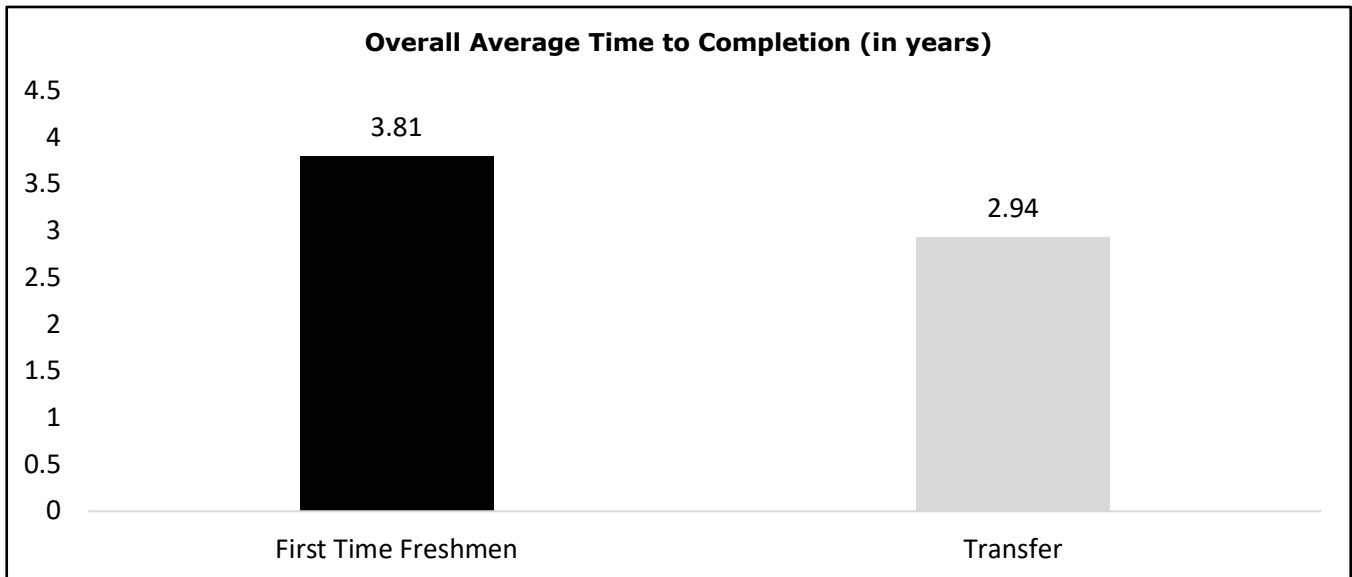
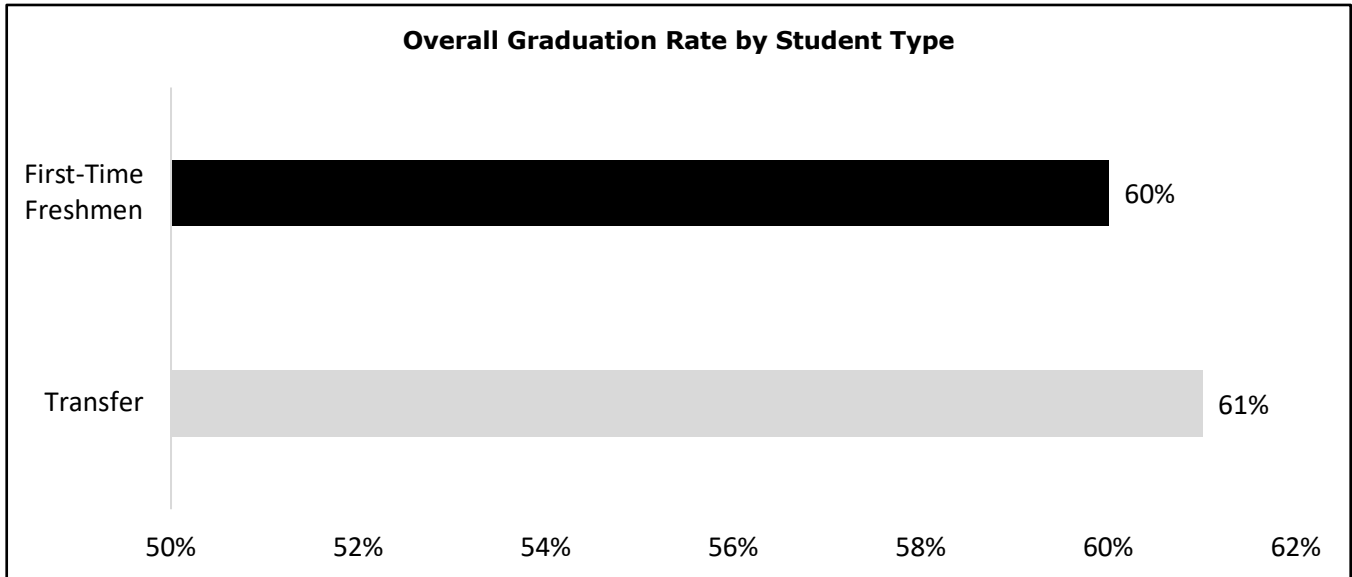
Bachelor of Fine Arts, Full-Time, by Ethnicity			
	4 Year Graduation Rate	5 Year Graduation Rate	6 Year Graduation Rate
Fall 2015 Entering Cohort			
American Indian/Alaskan	0% (0/1)	0% (0/1)	0% (0/1)
Asian	40% (2/5)	40% (2/5)	40% (2/5)
Black or African American	50% (5/10)	50% (5/10)	50% (5/10)
Hispanic	35% (6/17)	53% (9/17)	53% (9/17)
Nonresident Alien	50% (4/8)	63% (5/8)	63% (5/8)
Two or more races	50% (6/12)	67% (8/12)	67% (8/12)
Unknown	N/A	N/A	N/A
White	59% (29/49)	67% (33/49)	67% (33/49)
Overall	51% (52/102)	61% (62/102)	61% (62/102)
Fall 2016 Entering Cohort			
American Indian/Alaskan	0% (0/1)	100% (1/1)	
Asian	100% (4/4)	100% (4/4)	N/A
Black or African American	40% (4/10)	40% (4/10)	N/A
Native Hawaiian/Pacific Islander	44% (7/16)	50% (8/16)	
Hispanic	100% (1/1)	100% (1/1)	N/A
Nonresident Alien	60% (3/5)	80% (4/5)	N/A
Two or more races	40% (4/10)	40% (4/10)	N/A
Unknown	0% (0/1)	0% (0/1)	N/A
White	53% (38/72)	63% (45/72)	N/A
Overall	51% (61/120)	59% (71/120)	N/A
Fall 2017 Entering Cohort			
American Indian/Alaskan	100% (1/1)	N/A	N/A
Asian	57% (4/7)	N/A	N/A
Black or African American	55% (11/20)	N/A	N/A
Native Hawaiian/Pacific Islander			
Hispanic	47% (17/36)	N/A	N/A
Nonresident Alien	50% (4/8)	N/A	N/A
Two or more races	33% (4/12)	N/A	N/A
Unknown	100% (1/1)	N/A	N/A
White	54% (37/69)	N/A	N/A
Overall	51% (79/154)	N/A	N/A

STUDENT RETENTION & GRADUATION REPORT



Associate of Fine Arts, Full-Time, by Student Type			
	2 Year (100%) Graduation Rate	3 Year (150%) Graduation Rate	4 Year (200%) Graduation Rate
Fall 2017 Entering Cohort			
New First Time Freshman	0% (0/2)	0% (0/2)	50% (1/2)
Transfer Students	17% (1/6)	50% (3/6)	50% (3/6)
Overall	13% (1/8)	38% (3/8)	50% (4/8)
Fall 2018 Entering Cohort			
New First Time Freshman	0% (0/4)	0% (0/4)	N/A
Transfer Students	50% (1/2)	50% (1/2)	N/A
Overall	17% (1/6)	17% (1/6)	N/A
Fall 2019 Entering Cohort			
New First Time Freshman	0% (0/4)	N/A	N/A
Transfer Students	20% (1/5)	N/A	N/A
Overall	11% (1/9)	N/A	N/A

Fall 2015, Full Time 6-Year Graduation Rate & Average Time to Completion				
	Cohort	Graduated	Graduation Rate	Average Time to Completion
First Time Freshman	58	35	60%	3.81
Transfer	44	27	61%	2.94
Overall	102	62	61%	3.43



Overall Graduation Rate by Gender

	Cohort	Graduated	Graduation Rate	Average Time to Completion
Female	52	34	65%	3.38
Male	50	28	56%	3.49
Overall	102	62	61%	3.43

STUDENT RETENTION & GRADUATION REPORT



Overall Graduation Rate by Ethnicity				
	Cohort	Graduated	Graduation Rate	Average Time to Completion
American Indian or Alaska Native	1	0	0%	N/A
Asian	5	2	40%	3.81
Black or African American	10	5	50%	3.79
Hispanic	17	9	53%	3.25
Nonresident Alien	8	5	63%	3.29
White	49	33	67%	3.46
Race and ethnicity Unknown	N/A	N/A	N/A	N/A
Two or more races	12	8	67%	3.37
Overall	102	62	61%	3.43

On-time Completion Rate for 2020-2021 Graduates					
	2016-2017	2017-2018	2018-2019	2019-2020	2020-2021
Associate of Fine Arts (2 years)	75% (3/4)	40% (2/5)	56% (5/9)	53% (9/17)	67% (4/6)
Bachelor of Fine Arts in Cinema (4 years)	73% (40/55)	85% (55/65)	90% (73/81)	84% (81/96)	98% (96/98)
Bachelor of Fine Arts in VFX (4 years)	N/A	N/A	N/A	100% (3/3)	100% (11/11)
Bachelor of Fine Arts in GDIM (4 years)	N/A	N/A	N/A	N/A	100% (5/5)
Online Bachelor of Science in Digital Media (4 years)	N/A	N/A	100% (4/4)	N/A	100% (2/2)
Online Bachelor of Fine Arts in VFX (4 years)	N/A	N/A	N/A	N/A	100% (2/2)
Online Bachelor of Fine Arts in GDIM (4 years)	N/A	N/A	N/A	100% (2/2)	N/A
Total	73% (43/59)	81% (57/70)	87% (82/94)	81% (95/118)	97% (120/124)

